

MB322 PCB Terminal Block, Modular

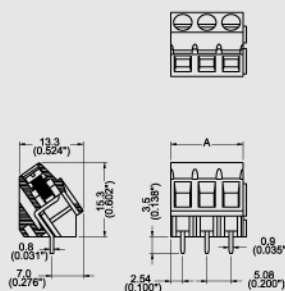


Dimensions/Positions

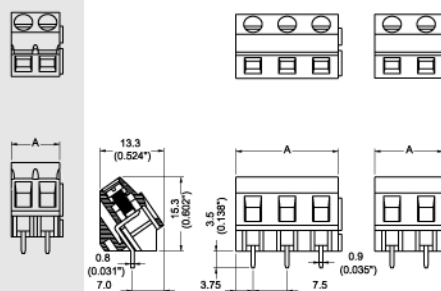
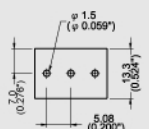
		MB322-508M	MB322-750M
間距	Pitch	5.08mm	7.50mm
尺寸a	Dimension a	5.08mm	7.50mm
長度 A	Length	A= 5.08 x P(P≥2)	A= 7.50xP(P≥2)
塑膠本體	Housing Material	PA 66	PA 66
壓線圈	Cage Clamp	Brass, Ni Plated	Brass, Ni Plated
端子	Contact	Brass, Tin Plated	Brass, Tin Plated
螺紋	Screw Thread	M2.6, Steel, Zinc Plated	M2.6, Steel, Zinc Plated
電線線徑	Wire Size	12 ~ 26AWG	12 ~ 26AWG
PCB孔徑	PCB Hole Diameter	1.5mm	1.5mm
最大緊固扭距	Tightening Torque, Max.	5.0 Lb-in	5.0 Lb-in
環境作業溫度	Operating Temperature	-40°C to +105°C	-40°C to +105°C

TECHNICAL DATA

絕緣材料組	Insulating Material group	I	I
額定電涌電壓(III/3)	Rated surge voltage (III/3)	4 kV	6 kV
額定電涌電壓(III/2)	Rated surge voltage (III/2)	4 kV	6 kV
額定電涌電壓(II/2)	Rated surge voltage (II/2)	4 kV	6 kV
額定電壓(III/3)	Rated voltage(III/3)	250V	500V
額定電壓(III/2)	Rated voltage(III/2)	320V	630V
額定電壓(II/2)	Rated voltage(II/2)	630V	1000V
連接符合標準	Connection in acc. with standard EN-VDE		
額定電流 I_N	Nominal Current I_N	16A	16A
額定橫截面	Nominal Cross Section	2.5mm ²	2.5mm ²
最大負載電流	Maximum load current	16A	16A
絕緣材料	Insulating Material	PA	PA
阻燃等級, 符合UL94	Inflammability class acc. to UL94	V0	V0
額定電壓, UL/CUL標準B組	Nominal voltage, UL/CUL Use Group B	300V	300V
額定電流, UL/CUL標準B組	Nominal current, UL/CUL Use Group B	16A	16A
額定電壓, UL/CUL標準C組	Nominal voltage, UL/CUL Use Group C	300V	300V
額定電流, UL/CUL標準C組	Nominal current, UL/CUL Use Group C	16A	16A



PCB Layout



PCB Layout

