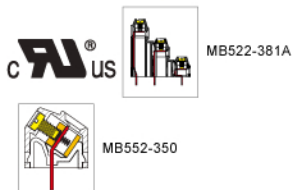


MB522, MB552 PCB Terminal Block, Modular

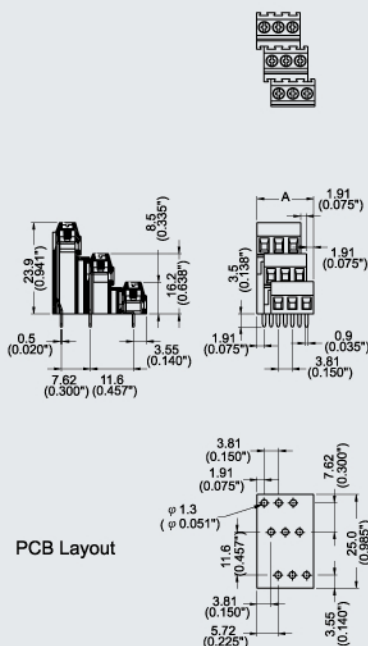


Dimensions/Positions

		MB522-381A	MB552-350
間距	Pitch	3.81mm	3.50mm
尺寸a	Dimension a	3.81mm	3.50mm
長度 A	Length	A= 3.81xP/3+3.81mm(P≥6)	A= 3.50xP+0.50mm(P≥2)
塑膠本體	Housing Material	PA 66	PA 66
壓線圈	Cage Clamp	Brass, Ni Plated	Brass, Ni Plated
端子	Contact	Brass, Tin Plated	Brass, Tin Plated
螺紋	Screw Thread	M2.0, Steel, Zinc Plated	M2.0, Steel, Zinc Plated
電線線徑	Wire Size	16 ~ 26AWG	16 ~ 30AWG
PCB孔徑	PCB Hole Diameter	1.3mm	1.2mm
最大緊固扭矩	Tightening Torque, Max.	2.0 Lb-in	2.2 Lb-in
環境作業溫度	Operating Temperature	-40°C to +105°C	-40°C to +105°C

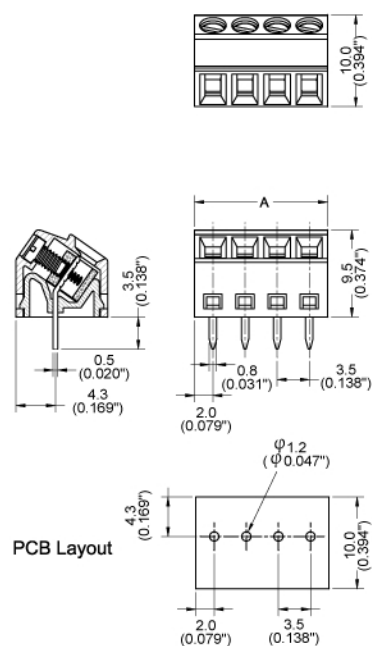
TECHNICAL DATA

絕緣材料組	Insulating Material group	I	I
額定電涌電壓(III/3)	Rated surge voltage (III/3)	2.5 kV	2.5 kV
額定電涌電壓(III/2)	Rated surge voltage (III/2)	2.5 kV	2.5 kV
額定電涌電壓(II/2)	Rated surge voltage (II/2)	2.5 kV	2.5 kV
額定電壓(III/3)	Rated voltage(III/3)	160V	160V
額定電壓(III/2)	Rated voltage(III/2)	160V	160V
額定電壓(II/2)	Rated voltage(II/2)	320V	320V
絕緣材料	Insulating Material	PA	PA
阻燃等級, 符合UL94	Inflammability class acc. to UL94	V0	V0
額定電壓, UL/CUL標準B組	Nominal voltage, UL/CUL Use Group B	300V	300V
額定電流, UL/CUL標準B組	Nominal current, UL/CUL Use Group B	10A	10A
額定電壓, UL/CUL標準D組	Nominal voltage, UL/CUL Use Group D	-	300V
額定電流, UL/CUL標準D組	Nominal current, UL/CUL Use Group D	-	10A



PCB Layout

Note:
Screw Plating: Changes are available upon request



PCB Layout