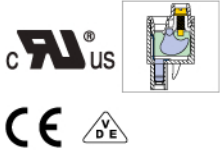


MC310 Pluggable PCB Connector, Plug

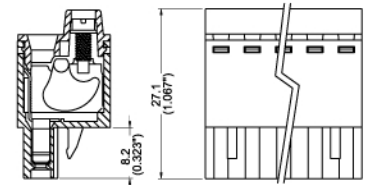
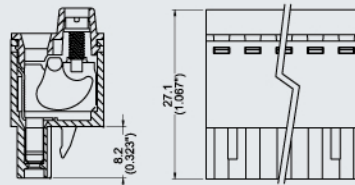
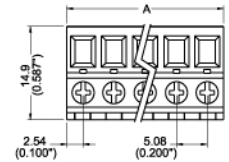
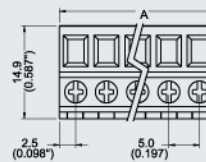


Dimensions/Positions

		MC310-500	MC310-508
間距	Pitch	5.00mm	5.08mm
尺寸a	Dimension a	5.00mm	5.08mm
長度 A	Length	A= 5.00xP(P≥2)	A= 5.08xP(P≥2)
塑膠本體	Housing Material	PA 66	PA 66
壓線圈	Cage Clamp	Brass, Zinc Plated	Brass, Zinc Plated
導電夾片	Contact	Phosphor Bronze, Tin Plated	Phosphor Bronze, Tin Plated
螺紋	Screw Thread	M2.6, Steel, Zinc Plated	M2.6, Steel, Zinc Plated
電線線徑	Wire Size	12 ~ 24AWG	12 ~ 24AWG
最大緊固扭矩	Tightening Torque, Max.	4.5 Lb-in	4.5 Lb-in
環境作業溫度	Operating Temperature	-40°C to +105°C	-40°C to +105°C

TECHNICAL DATA

絕緣材料組	Insulating Material group	I	I
額定電涌電壓(III/3)	Rated surge voltage (III/3)	4 kV	4 kV
額定電涌電壓(III/2)	Rated surge voltage (III/2)	4 kV	4 kV
額定電涌電壓(II/2)	Rated surge voltage (II/2)	4 kV	4 kV
額定電壓(III/2)	Rated voltage(III/2)	320V	320V
額定電壓(II/2)	Rated voltage(II/2)	630V	630V
連接符合標準	Connection in acc. with standard EN-VDE		
額定電流I _N	Nominal Current I _N	16A	16A
額定橫截面	Nominal Cross Section	4.00mm ²	4.00mm ²
最大負載電流	Maximum load current	16A	12A
絕緣材料	Insulating Material	PA	PA
阻燃等級, 符合UL94	Inflammability class acc. to UL94	V0	V0
額定電壓, UL/CUL標準B組	Nominal voltage, UL/CUL Use Group B	300V	300V
額定電流, UL/CUL標準B組	Nominal current, UL/CUL Use Group B	16A	16A
額定電壓, UL/CUL標準D組	Nominal voltage, UL/CUL Use Group D	300V	300V
額定電流, UL/CUL標準D組	Nominal current, UL/CUL Use Group D	10A	10A



Note:
Screw Plating: Changes are available upon request

Note:
Screw Plating: Changes are available upon request