
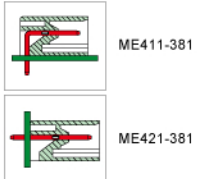


ME411, ME421 Connector, Closed Ends Header

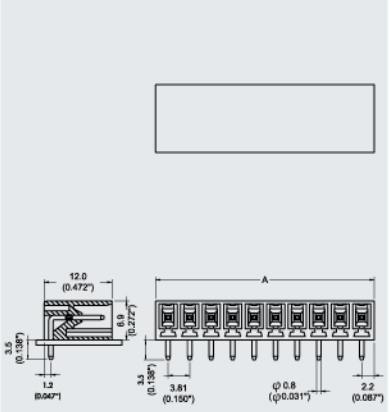


Dimensions/Positions

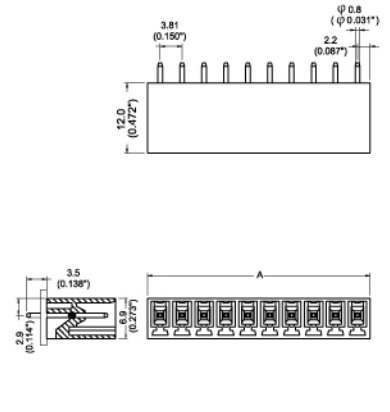
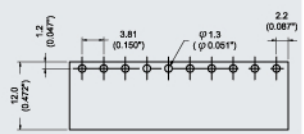
		ME411-381	ME421-381
間距	Pitch	3.81mm	3.81mm
尺寸a	Dimension a	3.81mm	3.81mm
長度 A	Length	A= 3.81xP+ 0.61mm(P≥2)	A= 3.81xP+ 0.61mm(P≥2)
焊針	Pin Dimensions	Brass, Tin Plated	Brass, Tin Plated
塑膠本體	Housing Material	PA 66	PA 66
PCB孔徑	PCB Hole Diameter	1.3mm	1.3mm
環境作業溫度	Operating Temperature	-40°C to +105°C	-40°C to +105°C

TECHNICAL DATA

絕緣材料組	Insulating Material group	I	I
額定電涌電壓(III/3)	Rated surge voltage (III/3)	4 kV	4 kV
額定電涌電壓(III/2)	Rated surge voltage (III/2)	4 kV	4 kV
額定電涌電壓(II/2)	Rated surge voltage (II/2)	4 kV	4 kV
額定電壓(III/3)	Rated voltage(III/3)	200V	250V
額定電壓(III/2)	Rated voltage(III/2)	200V	250V
額定電壓(II/2)	Rated voltage(II/2)	400V	500V
絕緣材料	Insulating Material	PA	PA
阻燃等級, 符合UL94	Inflammability class acc. to UL94	V0	V0
額定電壓, UL/CUL標準B組	Nominal voltage, UL/CUL Use Group B	300V	300V
額定電流, UL/CUL標準B組	Nominal current, UL/CUL Use Group B	10A	10A
額定電壓, UL/CUL標準D組	Nominal voltage, UL/CUL Use Group D	300V	300V
額定電流, UL/CUL標準D組	Nominal current, UL/CUL Use Group D	10A	10A



PCB Layout



PCB Layout

