

MT310 PCB Terminal Block

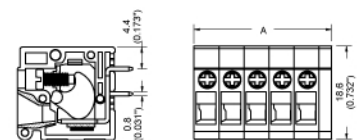
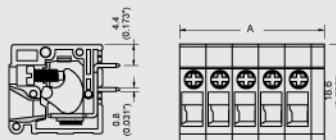
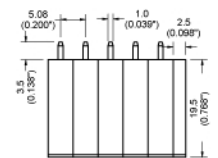
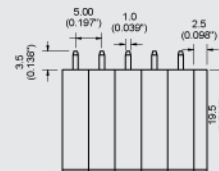


Dimensions/Positions

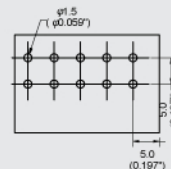
		MT310-500	MT310-508
間距	Pitch	5.00mm	5.08mm
尺寸a	Dimension a	5.00mm	5.08mm
長度 A	Length	A= 5.00xP+2.50mm(P≥2)	A= 5.08xP+2.50mm(P≥2)
塑膠本體	Housing Material	PBT	PBT
翹板	Pressure Plate	Steel, Zinc Plated	Steel, Zinc Plated
壓線圈	Cage Clamp	Steel, Zinc Plated	Steel, Zinc Plated
端子	Contact	Brass, Tin Plated	Brass, Tin Plated
螺紋	Screw Thread	M2.6, Steel, Zinc Plated	M2.6, Steel, Zinc Plated
電線線徑	Wire Size	12 ~ 24AWG	12 ~ 24AWG
PCB孔徑	PCB Hole Diameter	1.5mm	1.5mm
最大緊固扭矩	Tightening Torque, Max.	4.5 Lb-in	4.5 Lb-in
環境作業溫度	Operating Temperature	-40°C to +120°C	-40°C to +120°C

TECHNICAL DATA

		I	I
絕緣材料組	Insulating Material group	I	I
額定電涌電壓(III/3)	Rated surge voltage (III/3)	4 kV	4 kV
額定電涌電壓(III/2)	Rated surge voltage (III/2)	4 kV	4 kV
額定電涌電壓(II/2)	Rated surge voltage (II/2)	4 kV	4 kV
額定電壓(III/2)	Rated voltage(III/2)	320V	320V
額定電壓(II/2)	Rated voltage(II/2)	630V	630V
絕緣材料	Insulating Material	PA	PA
阻燃等級, 符合UL94	Inflammability class acc. to UL94	V0	V0
額定電壓, UL/CUL標準B組	Nominal voltage, UL/CUL Use Group B	300V	300V
額定電流, UL/CUL標準B組	Nominal current, UL/CUL Use Group B	20A	20A
額定電壓, UL/CUL標準D組	Nominal voltage, UL/CUL Use Group D	300V	300V
額定電流, UL/CUL標準D組	Nominal current, UL/CUL Use Group D	10A	10A



PCB Layout



PCB Layout

