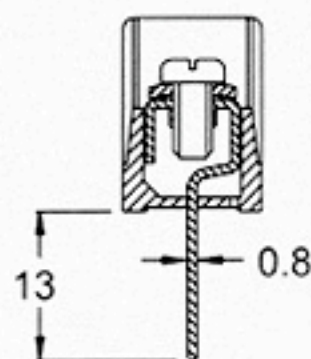
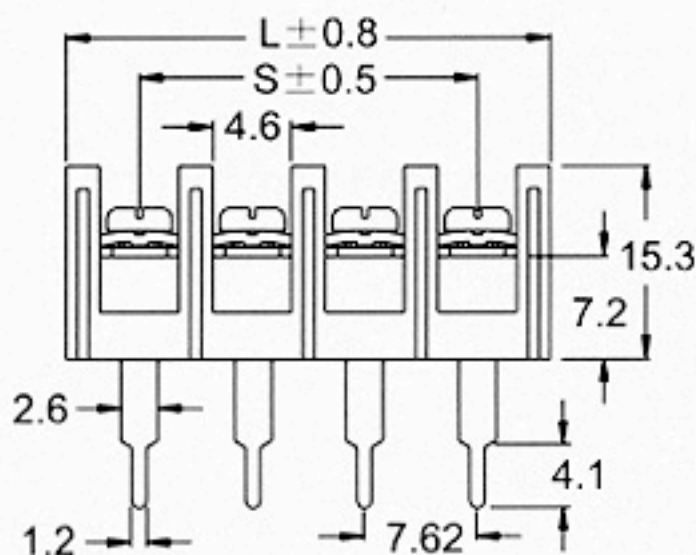
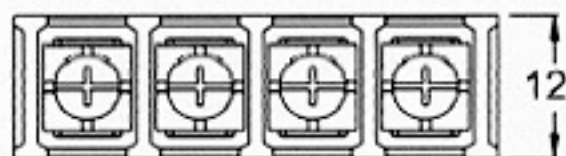



- **Specification**

- .300" PCB Barrier Terminal Blocks
- Terminal style : M38
- Pitch : 7.62 mm



Poles	2	3	4	5	6	7	8	9	10	11	12	13	14	15	16
L(mm)	18.2	25.9	33.5	41.1	48.7	56.3	64.0	71.6	79.2	86.8	94.4	102	110	117	125
S(mm)	7.62	15.2	22.9	30.5	38.1	45.7	53.3	61.0	68.6	76.2	83.8	91.4	99.1	107	114
Poles	17	18	19	20	21	22	23	24	25	26	27	28	29	30	
L(mm)	133	140	148	155	163	171	178	186	194	201	209	216	224	232	
S(mm)	122	130	137	145	152	160	168	175	183	191	198	206	213	221	