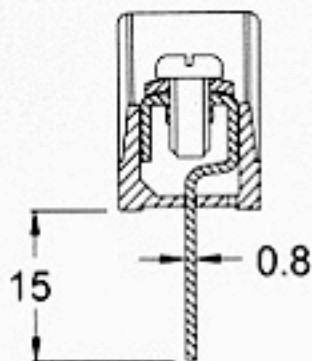
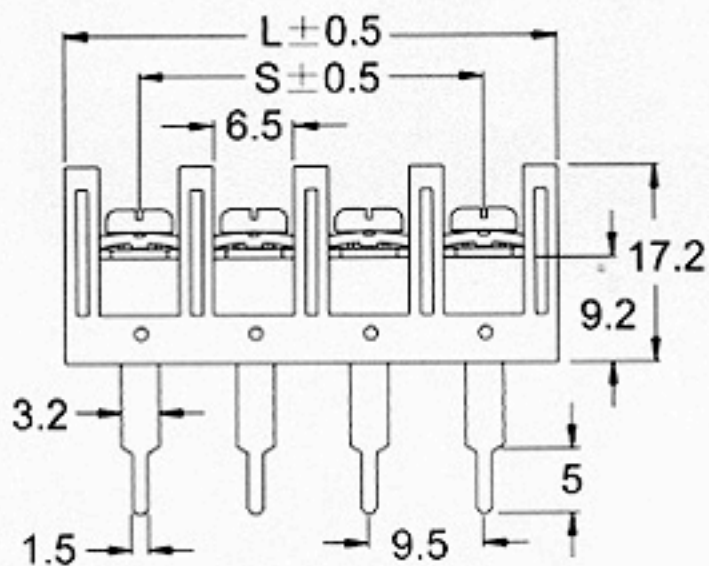
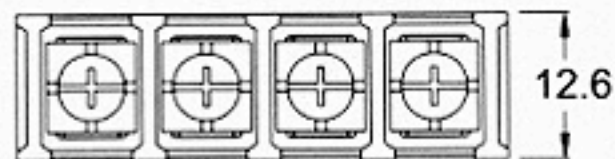



● **Specification**

- .374" PCB Barrier Terminal Blocks
- Terminal style : M31
- Pitch : 9.50 mm



Poles	2	3	4	5	6	7	8	9	10	11	12	13	14	15	16
L(mm)	22.0	31.5	41.0	50.5	60.0	69.5	79.0	88.5	98.0	107	117	127	136	146	155
S(mm)	9.50	19.0	28.5	38.0	47.5	57.0	66.5	76.0	85.5	95.0	105	114	124	133	143
Poles	17	18	19	20	21	22	23	24	25	26	27	28	29	30	
L(mm)	165	174	184	193	203	212	222	231							
S(mm)	152	162	171	181	190	200	209	219							