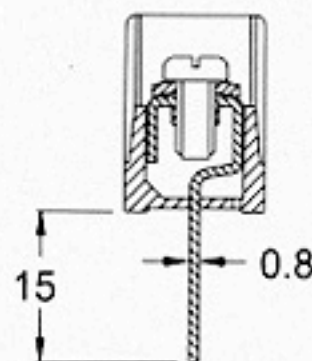
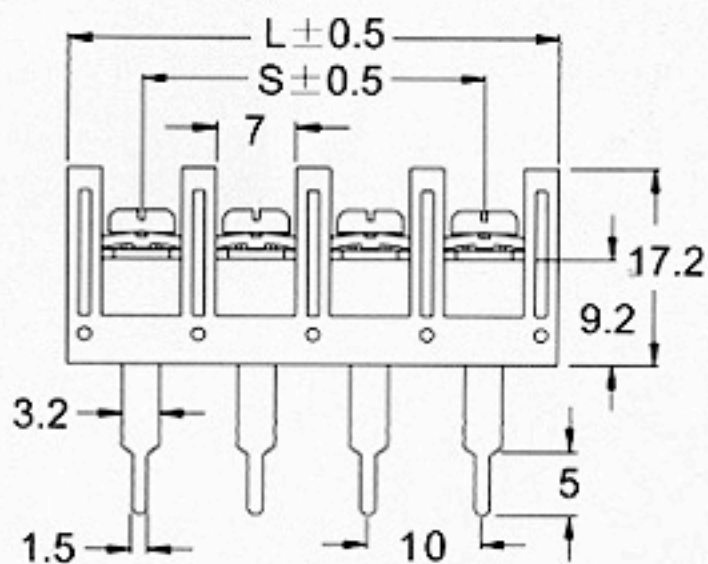
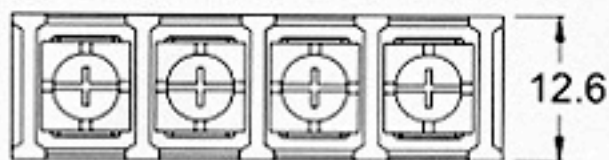



● **Specification**

- .394" PCB Barrier Terminal Blocks
- Terminal style : M31
- Pitch : 10.00 mm



Poles	2	3	4	5	6	7	8	9	10	11	12	13	14	15	16
L(mm)	23.0	33.0	43.0	53.0	63.0	73.0	83.0	93.0	103	113	123	133	143	153	163
S(mm)	10.0	20.0	30.0	40.0	50.0	60.0	70.0	80.0	90.0	100	110	120	130	140	150
Poles	17	18	19	20	21	22	23	24	25	26	27	28	29	30	
L(mm)	173	183	193	203	213	223	233	243							
S(mm)	160	170	180	190	200	210	220	230							