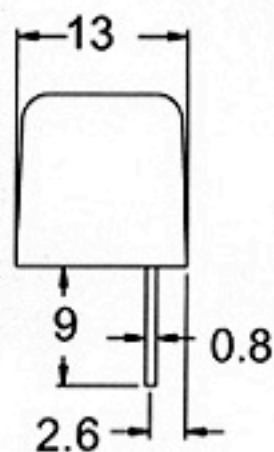
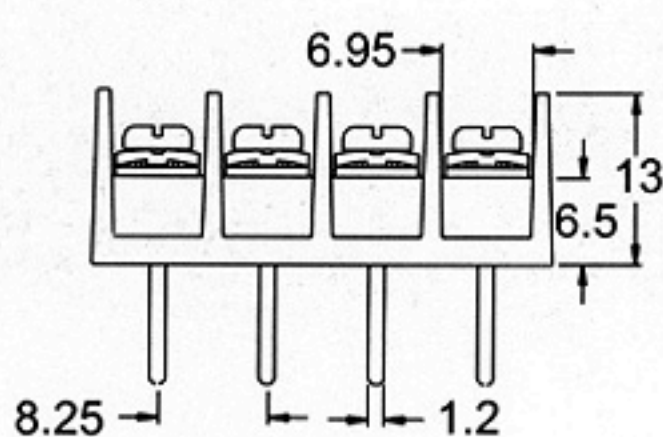
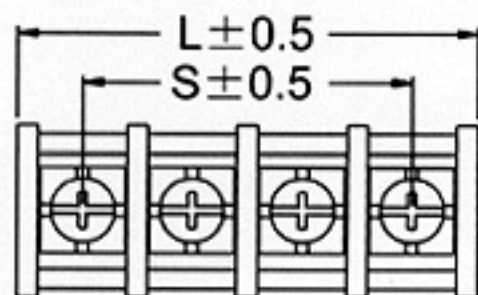



- **Specification**

- .325" PCB Barrier Terminal Blocks
- Terminal style : S12
- Pitch : 8.25 mm



Poles	2	3	4	5	6	7	8	9	10	11	12	13	14	15	16
L(mm)	18.2	26.4	34.7	42.9	51.2	59.4	67.7	75.9	84.2	92.4	101	109	117	125	134
S(mm)	8.25	16.5	24.8	33.0	41.3	49.5	57.8	66.0	74.3	82.5	90.8	99.0	107	116	124
Poles	17	18	19	20	21	22	23	24	25	26	27	28	29	30	
L(mm)	142	150	158	167	175	183	191	200	208	216	224	233	241	249	
S(mm)	132	140	149	157	165	173	182	190	198	206	215	223	231	239	