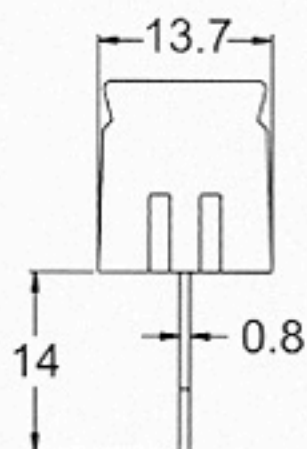
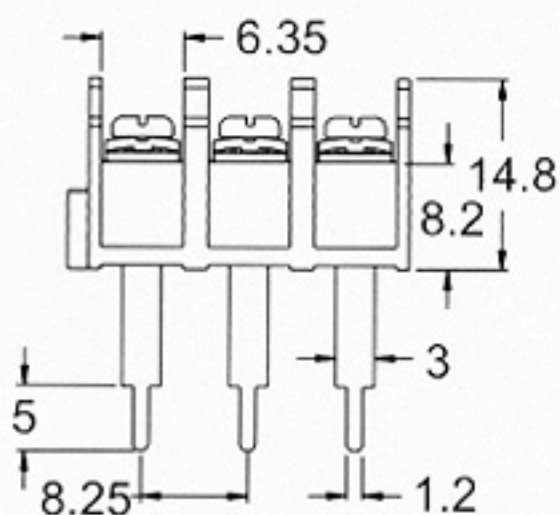
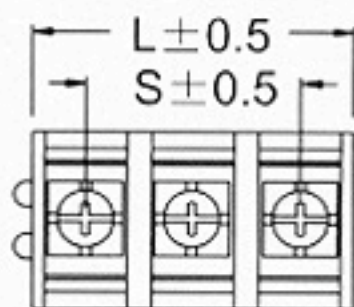



- **Specification**

- .325" PCB Barrier Terminal Blocks
- Terminal style : M11
- Pitch : 8.25 mm



Poles	2	3	4	5	6	7	8	9	10	11	12	13	14	15	16
L(mm)	16.5	24.8	33.0	41.3	49.5	57.8	66.0	74.3	82.5	90.8	99.0	107	116	124	132
S(mm)	8.25	16.5	24.8	33.0	41.3	49.5	57.8	66.0	74.3	82.5	90.8	99.0	107	116	124
Poles	17	18	19	20	21	22	23	24	25	26	27	28	29	30	
L(mm)	140	149	157	165	173	182	190	198	206	215	223	231	239	250	
S(mm)	132	140	149	157	165	173	182	190	198	206	215	223	231	239	