
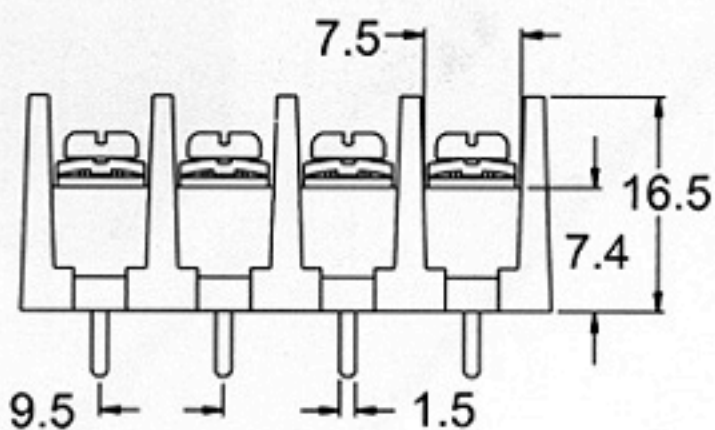
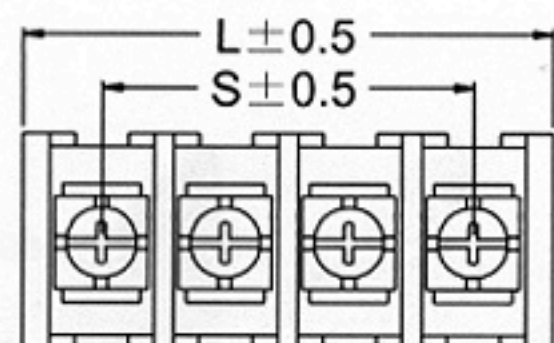



- **Sepecification**

- .374" PCB Barrier Terminal Blocks
- Terminal style : M11
- Pitch : 9.50 mm



Poles	2	3	4	5	6	7	8	9	10	11	12	13	14	15	16
L(mm)	21.5	31.0	40.5	50.0	59.5	69.0	78.5	88.0	97.5	107	117	126	136	145	155
S(mm)	9.50	19.0	28.5	38.0	47.5	57.0	66.5	76.0	85.5	95.0	105	114	124	133	143
Poles	17	18	19	20	21	22	23	24	25	26	27	28	29	30	
L(mm)	164	174	183	193	202	212	221	231	240	250	259	269	278	288	
S(mm)	152	162	171	181	190	200	209	219	228	238	247	257	266	276	