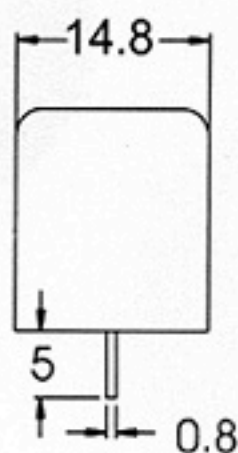
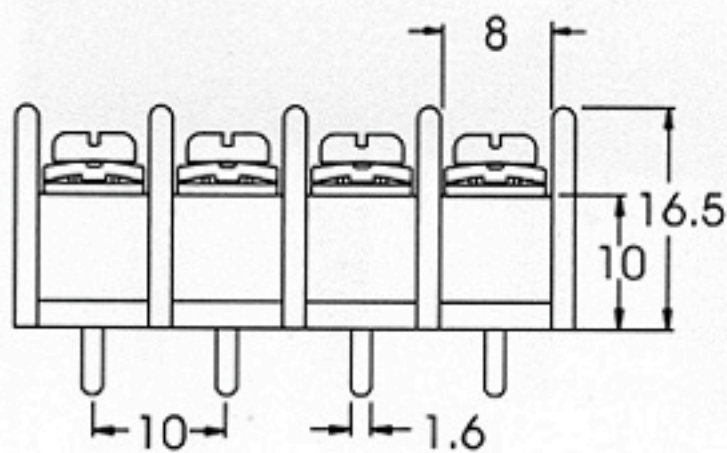
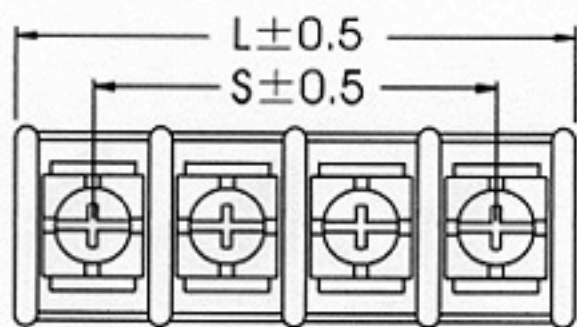



● **Specification**

- .394" PCB Barrier Terminal Blocks
- Terminal style : M11
- Pitch : 10.00 mm



Poles	2	3	4	5	6	7	8	9	10	11	12	13	14	15	16
L(mm)	21.8	31.8	41.8	51.8	61.8	71.8	81.8	91.8	102	112	122	132	142	152	162
S(mm)	10.0	20.0	30.0	40.0	50.0	60.0	70.0	80.0	90.0	100	110	120	130	140	150
Poles	17	18	19	20	21	22	23	24	25	26	27	28	29	30	
L(mm)	172	182	192	202	212	222	232	242	252	262	272	282	292	302	
S(mm)	160	170	180	190	200	210	220	230	240	250	260	270	280	290	