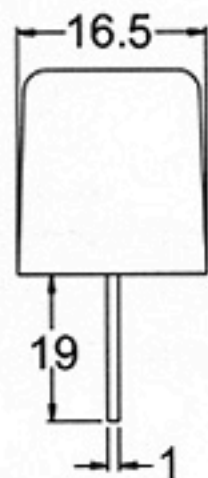
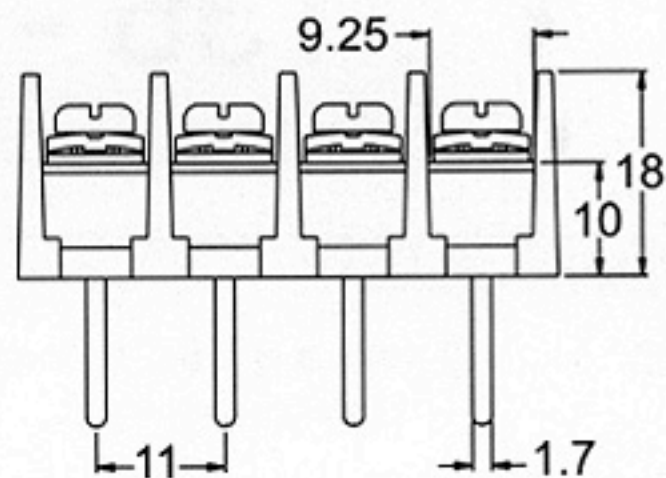
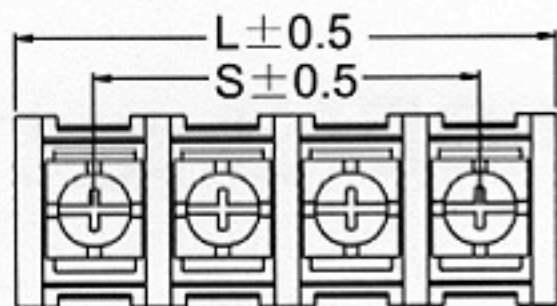



- **Sepecification**

- .433" PCB Barrier Terminal Blocks
- Terminal style : M14
- Pitch : 11.00 mm



Poles	2	3	4	5	6	7	8	9	10	11	12	13	14	15	16
L(mm)	24.7	35.7	46.7	57.7	68.7	79.7	90.7	102	113	124	135	146	157	168	179
S(mm)	11.0	22.0	33.0	44.0	55.0	66.0	77.0	88.0	99.0	110	121	132	143	154	165
Poles	17	18	19	20	21	22	23	24	25	26	27	28	29	30	
L(mm)	190	201	212	223	234	245	256	267	278	289	300	311	322	333	
S(mm)	176	187	198	209	220	231	242	253	264	275	286	297	308	319	