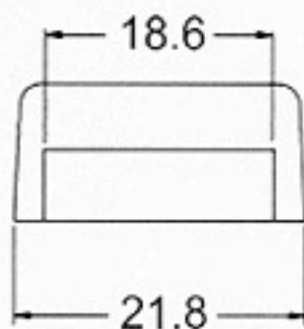
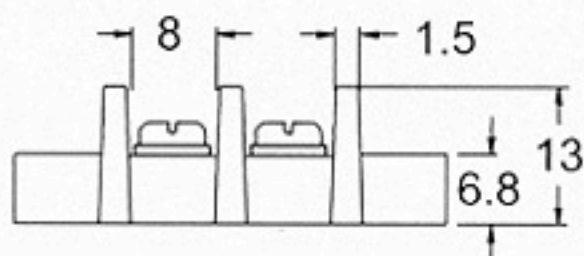
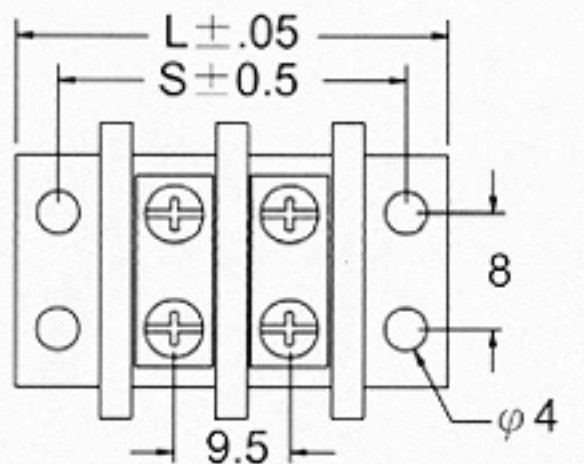



● **Specification**

- .374" PCB Barrier Terminal Blocks
- Terminal style : T
- Pitch : 9.50 mm



Poles	2	3	4	5	6	7	8	9	10	11	12	13	14	15	16
L(mm)	36.2	45.7	55.2	64.7	74.2	83.7	93.2	103	112	122	131	141	150	160	169
S(mm)	28.7	38.2	47.7	57.2	66.7	76.2	85.7	95.2	105	114	124	133	143	152	162
Poles	17	18	19	20	21	22	23	24	25	26	27	28	29	30	
L(mm)	179	188	198	207	217	226	236	245	255	264	274	283	293	302	
S(mm)	171	181	190	200	209	219	228	238	247	257	266	276	285	295	