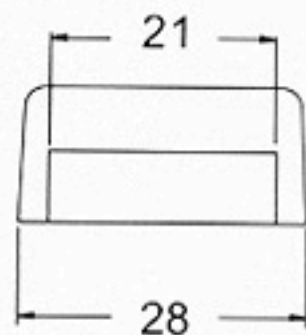
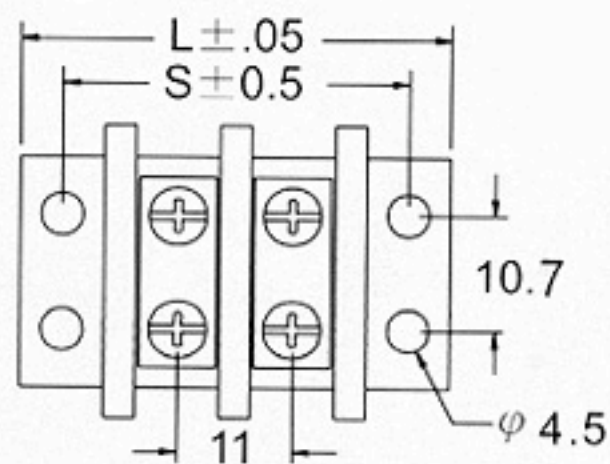



- **Specification**

- .433" PCB Barrier Terminal Blocks
- Terminal style : T
- Pitch : 11.00 mm



Poles	2	3	4	5	6	7	8	9	10	11	12	13	14	15	16
L(mm)	41.2	52.3	63.4	74.5	85.6	96.7	108	119	130	141	152	163	174	186	197
S(mm)	32.4	43.5	54.6	65.7	76.8	87.9	99.0	110	121	132	143	155	166	177	188
Poles	17	18	19	20	21	22	23	24	25	26					
L(mm)	208	219	230	241	252	263	274	285	297	308					
S(mm)	199	210	221	232	243	254	266	277	288	299					