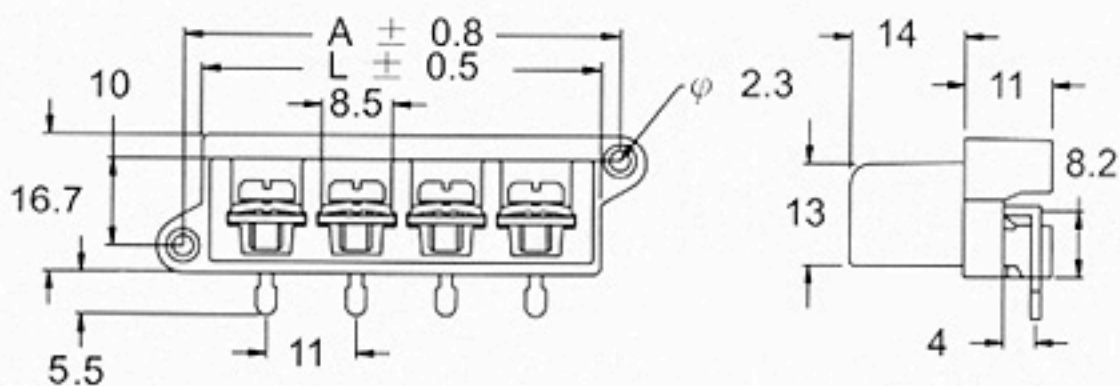
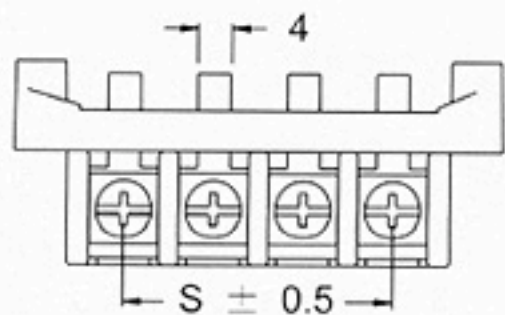



- **Specification**

- .433" PCB Barrier Terminal Blocks
- Terminal style : 34
- Pitch : 11.00 mm



Poles	2	3	4	5	6	7	8	9	10	11	12				
A(mm)	33.5	44.5	55.5	66.5	77.5	88.5	99.5	111	122	133	144				
L(mm)	25.6	36.6	47.6	58.6	69.6	80.6	91.6	103	114	125	136				
S(mm)	11.0	22.0	33.0	44.0	55.0	66.0	77.0	88.0	99.0	110	121				