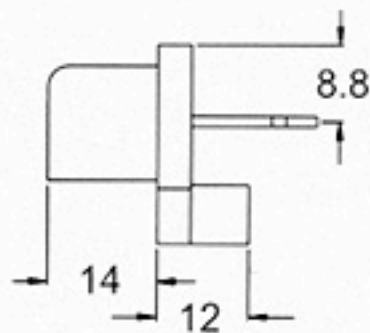
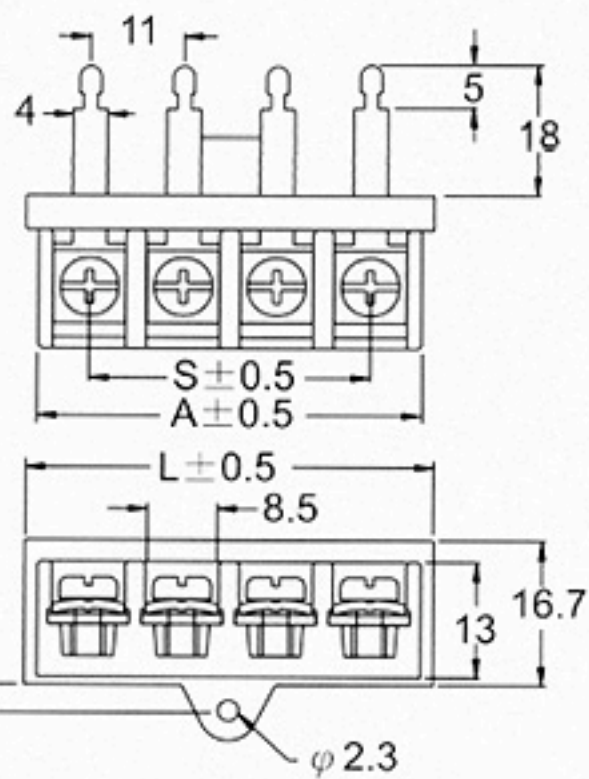



- **Specification**

- .433" PCB Barrier Terminal Blocks
- Terminal style : 24
- Pitch : 11.00 mm



Poles	2	3	4	5	6	7	8	9	10	11	12				
A(mm)	23.0	34.0	45.0	56.0	67.0	78.0	89.0	100	111	122	133				
L(mm)	25.6	36.6	47.6	58.6	69.6	80.6	91.6	103	114	125	136				
S(mm)	11.0	22.0	33.0	44.0	55.0	66.0	77.0	88.0	99.0	110	121				